



RIGID  
ALUMINUM

**APEX A**

NOTHING LESS THAN GREATER MOBILITY



## ACCEPT NOTHING LESS THAN GREATER MOBILITY

The APEX Aluminum wheelchair by Motion Composites is the perfect combination of lightness, sturdiness, performance, adjustability and style. Its bold design and innovative approach have redefined perceptions of rigid wheelchairs. The triple-butted aluminum and strategic touch of carbon fiber strike a perfect balance, making this chair an example of modernity and lightness.

World-renowned, Motion Composites uses its know-how and its passion for innovation to design unique, cutting-edge products inspired by you. As a visionary and passionate company, our ambition is driven by your experience.


We believe that high-performance wheelchairs enhance people's lives with components, design, features and quality. APEX Aluminum is our passion for performance, our commitment to quality and our vision of greater freedom brought to life.

GO BEYOND!





Model/Ambassador: Jeremy Landry



“ The Apex Aluminum made such a difference in my life. Everything is so easier now. ”

– Martha Whitefield, Georgetown, USA

## LIGHTWEIGHT AND INNOVATIVE

- 10.5 lb. — A lightness that has redefined perceptions of rigid wheelchairs
- AluLite: a stronger and lighter aluminum alloy

Made with the industry’s most advanced materials, the APEX Aluminum wheelchair is a true innovation. It combines the advantages of triple-buttressed aluminum with those of carbon fiber for unbeatable strength and lightness. The result is a wheelchair that is easy to handle and transport, with an ease of propulsion that makes it easier to get to where you want to go.

## AGILE AND HIGH-PERFORMANCE

- Unprecedented convenience
- Uncompromising stability

APEX Aluminum is an easily maneuverable rigid wheelchair that offers safe and high-performance handling. Thanks to its unparalleled design, it performs like its carbon fiber counterpart, APEX Carbon. The rigidizing bar unique to the APEX model maximizes stability while preserving reactivity. This rigidity reduces lateral movement and offers optimal propulsion for greater mobility.

## ADJUSTABLE AND FLEXIBLE

- Infinitely adjustable
- Adapts to your lifestyle

The APEX Aluminum wheelchair offers a wide range of settings for a completely customized experience. Fully modular, the back angle, seat-to-floor height and rear wheel positions can all be adjusted for your comfort. Laser-etched markings make it easier to adjust key components and specify exact positioning. Simple. Quick. Adaptive.

## STURDY AND DURABLE

- The industry’s most perfected materials
- Exceptional reliability

AluLite aluminum alloy and triple-buttressed aluminum make this chair considerably lighter and remarkably strong. Thanks to the quality of the components and the touch of carbon fiber, the APEX Aluminum is highly durable to serve you for many years to come.

## DESIGN AND STYLE

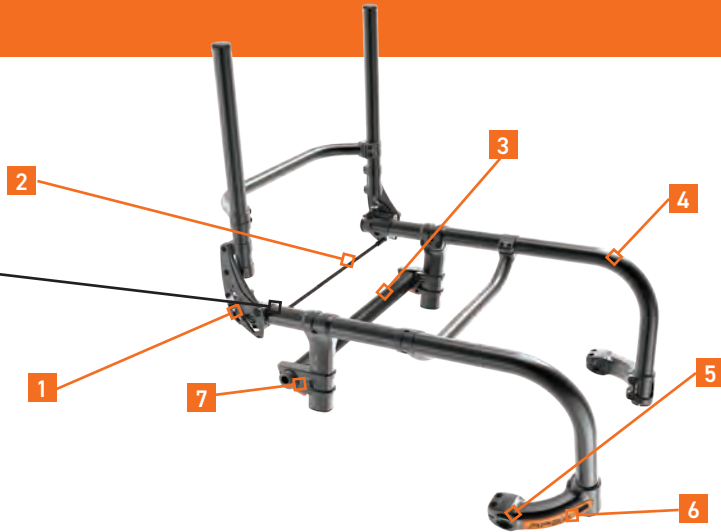
- Bold, modern and refined design
- Attention to detail and aesthetics

While technology and function are important, so are design and aesthetics. Each detail of the APEX Aluminum was carefully considered and thoughtfully designed to create a head-turning chair that challenges all wheelchair stereotypes.

# FEATURES

## CANTELIVER FRAME

Frame assembled by a precision fixing system offering exceptional rigidity and maximizing efficiency while allowing adjustments



### 1 BACK REST ADJUSTMENT

Offers wide range of adjustments to fit any position



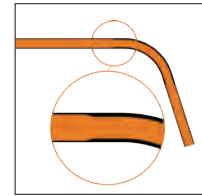
### 2 STANDARD CARBON FIBER REAR RIGIDIZER BAR

Allows for optimal propulsion and frame stability



### 3 STANDARD CARBON FIBER CAMBER TUBE

Adds carbon fiber strength and reduces overall weigh.



### 4 TRIPLE-BUTTED TUBE

Reduces weight in non-critical sections and increases strength where needed



### 5 BUBBLE LEVELS

Highly accurate and calibrated system for a quick and perfect adjustment



### 6 FRONT BUMPER

Provides style and protection



### 7 REAR AXLE PLATE

Provides a multitude of adjustments while maximizing stability and responsiveness

## TECHNOLOGIES



**ALULITE ALUMINUM ALLOY**  
Stronger and lighter than 7005 aluminum.



**TRIPLE-BUTTED ALUMINUM**  
Reduces weight while maintaining strength. We put the strength where it counts!



**CLAMPED RIGIDIZING SYSTEM**  
Patented modular system that enhances versatility and rear frame stability.



**BUBBLE LEVELS**  
Built-in highly accurate and calibrated gauges make caster adjustments quick and precise.



**STANDARD CARBON FIBER CAMBER TUBE**  
Provides a responsive ride without added weight.



**LASER ETCHED MARKINGS**  
Allow for quick and easy symmetrical adjustments.



**NEWTON ACCESSORIES**  
Parts and accessories designed to be lighter with improved functionality.

## TECHNICAL SPECIFICATIONS

FRAME	Rigid
MATERIAL	Triple-buttet aluminum
TRANSPORT WEIGHT	10.6 lb.   4.8 kg (16 x 16 without rear wheels, wheel locks, armrests, cushion and anti-tippers)
LIGHTEST CONFIGURATION	18.0 lb.   8.2 kg, without wheel locks and wheels
WEIGHT LIMIT	265 lb.   120 kg
WIDTH	12 in. to 20 in.   30.5 cm to 50.8 cm
DEPTH	12 in. to 20 in.   30.5 cm to 50.8 cm
FRONT SEAT-TO-FLOOR HEIGHT	14 in. to 21 in.   35.6 cm to 53.3 cm (with 3 in. to 6 in. caster)
REAR SEAT-TO-FLOOR HEIGHT	14 in. to 20 in.   35.6 cm to 50.8 cm (with 20 in. to 26 in. wheel)

## DIMENSIONS



**SEAT WIDTH**  
12 in. to 20 in. | 30.5 cm to 50.8 cm



**SEAT DEPTH**  
12 in. to 20 in. | 30.5 cm to 50.8 cm



**FRONT SEAT-TO-FLOOR HEIGHT**  
14 in. to 21 in. | 35.6 cm to 53.3 cm



**REAR SEAT-TO-FLOOR HEIGHT**  
14 in. to 20 in. | 35.6 cm to 50.8 cm



**BACK HEIGHT**  
9 in. to 21 in. | 22.9 cm to 53.3 cm



**ARMREST HEIGHT**  
8 in. to 14 in. | 20.3 cm to 35.6 cm



**FRONT FRAME ANGLE**  
70°, 75°, 80°, 85°, 90°



**BACK ANGLE**  
80° to 101°



**WHEEL CAMBER**  
0°, 2°, 4°, 6°, 8°



**CENTER OF GRAVITY**  
0 in. to 6 in. | 0 cm to 15.2 cm



**OVERALL WIDTH**  
18 3/4 in. min. to 31 1/2 in. max.  
47.6 cm min. to 80 cm max.



**WEIGHT LIMIT**  
265 lb. | 120 kg

## COLOR CHART COLORS ARE ON PROTECTORS. FRAME IS BLACK.



Black



White



Sky Blue



Acid Green



Ferrari Red



Fuschia



Sunkissed Orange

Looking for a carbon option? Check out our APEX Carbon > [motioncomposites.com](https://www.motioncomposites.com)

## GO BEYOND!

Who we are: passionate innovators pushing the boundaries of what is possible. What we do: combine leading-edge engineering with innovative materials to create movement. What makes us proud: having our ultralight wheelchairs echo the love of life their users demonstrate each day. Through our unique approach and distinct attitude, our aim is to enhance lives, nourish a sense of freedom and revolutionize the way people see wheelchairs.

**LEARN MORE** To learn more about the APEX A and find more information regarding our products, visit our website at [motioncomposites.com](http://motioncomposites.com)



**T** 1 (866) 650-6555

**F** 1 (888) 966-6555

[motioncomposites.com](http://motioncomposites.com)

